

Hypothetical Estimates when Applying Cuyahoga County Votes in Question to either of the Presidential Candidates

The current vote count for the candidates for President

PRESIDENT AND VICE-PRESIDENT		
Vote for 1	(With 1458 of 1458 precincts counted)	
MICHAEL BADNARIK/RICHARD V. CAMPAGNA	1828	0.28%
GEORGE W. BUSH/DICK CHENEY	215624	33.05%
JOHN F. KERRY/JOHN EDWARDS	433262	66.41%
CANDIDATE DISQUALIFIED	0	0.00%
MICHAEL A. PEROUTKA/CHUCK BALDWIN	1667	0.26%

Estimated vote count when applying 156,371 ([see table six](#)) votes for John Kerry that were tabulated but not counted in the general election.

PRESIDENT AND VICE-PRESIDENT		
Vote for 1	(With 1458 of 1458 precincts counted)	
MICHAEL BADNARIK/RICHARD V. CAMPAGNA	1828	0.23%
GEORGE W. BUSH/DICK CHENEY	215624	26.66%
JOHN F. KERRY/JOHN EDWARDS	589633	72.91%
CANDIDATE DISQUALIFIED	0	0.00%
MICHAEL A. PEROUTKA/CHUCK BALDWIN	1667	0.21%


Estimated vote count when applying 156,371 ([see table six](#)) votes for the President that were tabulated but not counted in the general election.

PRESIDENT AND VICE-PRESIDENT		
Vote for 1	(With 1458 of 1458 precincts counted)	
MICHAEL BADNARIK/RICHARD V. CAMPAGNA	1828	0.23%
GEORGE W. BUSH/DICK CHENEY	371995	46.00%
JOHN F. KERRY/JOHN EDWARDS	433262	53.57%
CANDIDATE DISQUALIFIED	0	0.00%
MICHAEL A. PEROUTKA/CHUCK BALDWIN	1667	0.21%


Note the percentages. 54% Kerry and 46% Bush

Now consider the following chart for the counties that John Kerry won. A disturbing pattern has developed in this grouping. Note that each one has registration irregularities but also note the percentages.


Ashtabula Updated: 12:11 p.m. ET	Kerry	23,545	53%	Less Voters Registered – Low Registration Rate
	Bush	20,621	47%	

	(Incumbent)			
	Peroutka	158	0%	
	Badnarik	141	0%	


Voter Irregularities Noted 3,464 Less Votes Cast than in 2000 82.7% Registration

Athens Updated: 12:11 p.m. ET 	Kerry	17,369	63%	Less Voters Registered – Low Registration Rate
	Bush			
	(Incumbent)	9,912	36%	
	Badnarik	97	1%	
	Peroutka	87	0%	


Voter Irregularities Noted 3,464 Less Votes Cast than in 2000 85.7% Registration

Belmont Updated: 12:11 p.m. ET 	Kerry	17,256	53%	Less Voters Registered – Low Registration Rate
	Bush			
	(Incumbent)	15,275	47%	
	Badnarik	85	0%	
	Peroutka	65	0%	


Voter Irregularities Noted 7,052 Less Votes Cast than in 2000 81.6% Registration

Cuyahoga Updated: 12:11 p.m. ET 	Kerry	433,262	67%	More Voters Registered – High Registration Rate
	Bush			
	(Incumbent)	215,624	33%	
	Badnarik	1,828	0%	
	Peroutka	1,667	0%	

Voter Irregularities Noted 156,371 Ballots Counted but not assigned 98% Registration


Erie Updated: 12:11 p.m. ET 	Kerry	20,652	53%	Less Voters Registered – High Registration Rate
	Bush			
	(Incumbent)	18,019	47%	
	Badnarik	48	0%	
	Peroutka	17	0%	

Voter Irregularities Noted 260 Less Votes Cast than in 2000 93% Registration ***


Franklin Updated: 12:11 p.m. ET 	Kerry	275,573	54%	More Voters Registered – High Registration Rate
	Bush			
	(Incumbent)	234,196	46%	
	Badnarik	1,553	0%	
	Peroutka	1,097	0%	

Voter Irregularities 163,771 new voters registered 103.7% Registration


Noted

Jefferson Updated: 12:11 p.m. ET 	Kerry	18,674	53%	Less Voters Registered – Low Registration Rate
	Bush			
	(Incumbent)	16,887	47%	
	Badnarik	84	0%	
	Peroutka	76	0%	


Voter Irregularities Noted: 972 Less Votes Cast than in 2000 registration 88%

Lorain Updated: 12:11 p.m. ET 	Kerry	76,512	56%	More Voters Registered – High Registration Rate
	Bush			
	(Incumbent)	59,751	44%	
	Badnarik	314	0%	
	Peroutka	233	0%	


Voter Irregularities Noted: 10619 New voters Registered 91.5% Registration

Mahoning Updated: 12:11 p.m. ET 	Kerry	81,500	63%	More Voters Registered – High Registration Rate
	Bush			
	(Incumbent)	47,968	37%	
	Badnarik	519	0%	
	Peroutka	409	0%	


Voter Irregularities Noted: 8691 New Voters Registered 101.4% Registration

Monroe Updated: 12:11 p.m. ET 	Kerry	4,164	55%	Less Voters Registered – Low Registration Rate
	Bush			
	(Incumbent)	3,370	44%	
	Peroutka	33	1%	
	Badnarik	27	0%	


Voter Irregularities Noted: 806 Less Votes Cast than in 2000 Registration (LOW) 76%

Portage Updated: 12:11 p.m. ET 	Kerry	39,915	53%	More Voters Registered – High Registration Rate
	Bush			
	(Incumbent)	35,054	47%	
	Badnarik	213	0%	
	Peroutka	159	0%	


Voter Irregularities Noted: 9011 New Voters Registered 92% Registration

Stark Updated: 12:11 p.m. ET 	Kerry	92,295	51%	More Voters Registered – High Registration Rate
	Bush			
	(Incumbent)	89,859	49%	
	Badnarik	463	0%	
	Peroutka	397	0%	

Voter Irregularities Noted 27,145 New Voters Registered 94.4% Registration

Summit Updated: 12:11 p.m. ET 	Kerry	152,897	57%	More Voters Registered – High Registration Rate
	Bush			
	(Incumbent)	116,184	43%	
	Badnarik	663	0%	
	Peroutka	500	0%	

Voter Irregularities Noted 14669 New Voters Registered 90% Registration

Trumbull Updated: 12:11 p.m. ET 	Kerry	65,321	62%	Less Voters Registered – Low Registration Rate
	Bush			
	(Incumbent)	40,220	38%	
	Badnarik	264	0%	
	Peroutka	219	0%	

Voter Irregularities Noted 2471 Less Votes Cast than in 2000 85% Registered

Less Voters Registered – Low Registration Rate

If you note, the statistic are surprisingly consistent. The numbers are either roughly

55% Kerry and 45% Bush (10 Counties) +/- 3%

Also keep in mind only 4 out of these 10 counties had both a low voter registration and a low registration rate.

Or they are

65% Kerry and 35% Bush +/- 3% (4 Counties)

Now take a second look at the chart where those mysterious votes are hypothetically added to Bush

PRESIDENT AND VICE-PRESIDENT		
Vote for 1	(With 1458 of 1458 precincts counted)	
MICHAEL BADNARIK/RICHARD V. CAMPAGNA	1828	0.23%
GEORGE W. BUSH/DICK CHENEY	371995	46.00%
JOHN F. KERRY/JOHN EDWARDS	433262	53.57%
CANDIDATE DISQUALIFIED	0	0.00%
MICHAEL A. PEROUTKA/CHUCK BALDWIN	1667	0.21%

Again, this is only hypothetical but the numbers do match up surprisingly well.

I would also be willing to bet that Mahoning County will have ballots cast totals that are similar to Cuyahoga County. (Excess ballots casts that would level out the 65/35% to the 55/45% ratio.) I will bet \$20, any takers?

Mahoning County was the only other county in this sampling, aside from Cuyahoga, to have the 65/35% ratio and a high/high ratio.

I believe someone inflated the number of registered voters so they could cast enough votes for George Bush to make many or all of these counties appear to be a more closely contested race. I believe this was done in almost all the counties in this state.

How they did it, I have no idea. If anyone has a better explanation that doesn't result in us throwing half the state of Ohio in prison, please forward that to me a.s.a.p.

I would like to see the precinct totals for all counties in Ohio. I believe that these totals should be available as there should be no opposition to examining precinct totals. Could someone tell me how I can get these totals?

Also Erie County seems a bit suspicious as it is the only county that does not have the same low-low or high-high ratios. I will investigate this county more thoroughly once the data is collected from the remaining counties.

It is now 4:30 in the morning so you'll have to forgive me injecting my hypothesis into the data I've been sending. I just began to see a pattern and thought that I would make it clear to you what I see.

Table 6

REGISTERED VOTERS - TOTAL	1005807	665334
REGISTERED VOTERS - BAY VILLAGE	13710	18663
REGISTERED VOTERS - BEACHWOOD	9943	13939
REGISTERED VOTERS - BEDFORD	9942	14465
REGISTERED VOTERS - BEDFORD HEIGHTS	8142	13512

REGISTERED VOTERS - BENTLEYVILLE VILLA	801	502
REGISTERED VOTERS - BEREA	13241	11372
REGISTERED VOTERS - BRATENAHL VIL	1214	762
REGISTERED VOTERS - BRECKSVILLE	11304	7303
REGISTERED VOTERS - BROADVIEW HEIGHTS	13312	11181
REGISTERED VOTERS - BROOKLYN	8016	12303
REGISTERED VOTERS - BROOKLYN HEIGHTS V	1144	1869
REGISTERED VOTERS - BROOK PARK	14491	14458
REGISTERED VOTERS - CHAGRIN FALLS TWP	112	67
REGISTERED VOTERS - CHAGRIN FALLS VIL	3557	4860
REGISTERED VOTERS - CLEVELAND	323202	214902
REGISTERED VOTERS - CLEVELAND HEIGHTS	38840	29885
REGISTERED VOTERS - CUYAHOGA HEIGHTS V	570	1382
REGISTERED VOTERS - FAIRVIEW PARK	13342	18472
REGISTERED VOTERS - GARFIELD HEIGHTS	19953	18636
REGISTERED VOTERS - GATES MILLS VIL	2250	1375
REGISTERED VOTERS - GLENWILLOW VIL	448	213
REGISTERED VOTERS - HIGHLAND HEIGHTS	6449	5731
REGISTERED VOTERS - HIGHLAND HILLS VIL	760	8822
REGISTERED VOTERS - HUNTING VALLEY VIL	544	301
REGISTERED VOTERS - INDEPENDENCE	5735	6226
REGISTERED VOTERS - LAKEWOOD	41983	28531
REGISTERED VOTERS - LINNDALE	92	53
REGISTERED VOTERS - LYN DHURST	12411	7681
REGISTERED VOTERS - MAPLE HEIGHTS	18608	15808
REGISTERED VOTERS - MAYFIELD HEIGHTS	13755	12086
REGISTERED VOTERS - MAYFIELD VIL	2764	3145
REGISTERED VOTERS - MIDDLEBURG HEIGHTS	12173	14854
REGISTERED VOTERS - MORELAND HILLS VIL	2990	4616
REGISTERED VOTERS - NEWBURGH HEIGHTS V	1430	840
REGISTERED VOTERS - NORTH OLMSTED	25794	25887
REGISTERED VOTERS - NORTH ROYALTON	22404	18233
REGISTERED VOTERS - OAKWOOD VIL	2746	7099
REGISTERED VOTERS - OLMSTED FALLS	6538	7328
REGISTERED VOTERS - OLMSTED TWP	8418	5380
REGISTERED VOTERS - ORANGE VIL	2775	1748
REGISTERED VOTERS - PARMA	56146	43289
REGISTERED VOTERS - PARMA HEIGHTS	14647	13967
REGISTERED VOTERS - PEPPER PIKE	5131	6479
REGISTERED VOTERS - RICHMOND HEIGHTS	7753	4787
REGISTERED VOTERS - ROCKY RIVER	16600	20070
REGISTERED VOTERS - SEVEN HILLS	9077	8473
REGISTERED VOTERS - SHAKER HEIGHTS	24577	14499
REGISTERED VOTERS - SOLON	16949	13819
REGISTERED VOTERS - SOUTH EUCLID	16902	16917
REGISTERED VOTERS - STRONGSVILLE	34805	29125
REGISTERED VOTERS - UNIVERSITY HEIGHTS	10072	11982
REGISTERED VOTERS - VALLEY VIEW VIL	1787	3409
REGISTERED VOTERS - WALTON HILLS VIL	1953	1333

REGISTERED VOTERS - WARRENSVILLE HEIGH	10562	15039	
REGISTERED VOTERS - WESTLAKE	25627	25173	
REGISTERED VOTERS - WOODMERE VIL	558	8854	
Totals	949,049	821,705	
	Registered Voters		Ballots Cast
Total stated –	1,005,807		665,334
Total of city votes recorded	949,049		821,705
Difference	<u>-73,867</u>		<u>156,371</u>

[Return to Top](#)